

CAMBRIDGE



**RAHNAMA**  
P R E S S

@RAHNAMAPRESS  
WWW.RAHNAMAPRESS.COM

# Super Minds

## Workbook 3

Herbert Puchta

Günter Gerngross

Peter Lewis-Jones

# Contents

	Meet The Explorers	4
1	Our school	10
2	The picnic	22
3	Daily tasks	34
4	Around town	46
5	Under the sea	58
6	Gadgets	70
7	In the hospital	82
8	Around the world	94
9	Holiday plans	106
	My Super Mind	118

# Meet The Explorers




RAHNAMA  
P R E S S

@RAHNAMAPRESS  
WWW.RAHNAMAPRESS.COM

1 CD 1  
04

Listen and write the numbers.



2

Think!

Look at Activity 1. Write the missing numbers.

3

Write the words.

1 80 eighty

2 30 \_\_\_\_\_

3 100 \_\_\_\_\_

4 40 \_\_\_\_\_

4

Write *Where* or *What*. Then think about the story and answer the questions.

1 Where are Ben and Lucy?

In a castle.

2 \_\_\_\_\_ is their dog called?

\_\_\_\_\_

3 \_\_\_\_\_ do they want to find?

\_\_\_\_\_

4 \_\_\_\_\_ does Lucy want to go?

\_\_\_\_\_

5 \_\_\_\_\_ are rooms 51 to 100?

\_\_\_\_\_

6 \_\_\_\_\_ is the cellar?






\_\_\_\_\_

4

Revision of numbers, when and where; upstairs / downstairs



- 1 What are the children good at? Write sentences with *good at* or *not good at*.

		 jumping	 snorkelling	 swimming
	Lucas	✓	✗	✓
	Olivia	✗	✓	✓

- 1 Lucas: I'm good at jumping.
- 2 Lucas: \_\_\_\_\_
- 3 Lucas: \_\_\_\_\_
- 4 Olivia: \_\_\_\_\_
- 5 Olivia: \_\_\_\_\_
- 6 Olivia: \_\_\_\_\_

- 2 **Think!** Look, think and draw lines.



He's good at playing football.

She's good at singing.

He's not good at swimming.

She's not good at jumping high.



- 3 Write about yourself.

- 1 I'm good at speaking English.
- 2 \_\_\_\_\_
- 3 \_\_\_\_\_
- 4 \_\_\_\_\_

**1** Number the lines in each verse 1 to 4. Then write *Ben* or *Lucy*.

\_\_\_\_ And reads them very carefully,  
\_\_\_\_ She always finds the clues,  
\_\_\_\_ They tell her what to do.  
1 She's good at doing puzzles,

\_\_\_\_ And swimming in the \_\_\_\_ ,  
\_\_\_\_ Just like you and me.  
1 He's good at riding horses  
\_\_\_\_ He's an action hero,

**2** Read Emily and Louis's new verses. Write the words.



I'm good at <sup>(1)</sup> doing puzzles.  
I'm good at <sup>(2)</sup> \_\_\_\_\_ trees.  
I'm not good at <sup>(3)</sup> \_\_\_\_\_.  
Come on and <sup>(4)</sup> \_\_\_\_\_ with me!



Emily



Louis

I'm good at <sup>(5)</sup> \_\_\_\_\_ over fences.  
I'm good at <sup>(6)</sup> \_\_\_\_\_ football.  
I'm not good at <sup>(7)</sup> \_\_\_\_\_.  
That's me, and that is all!

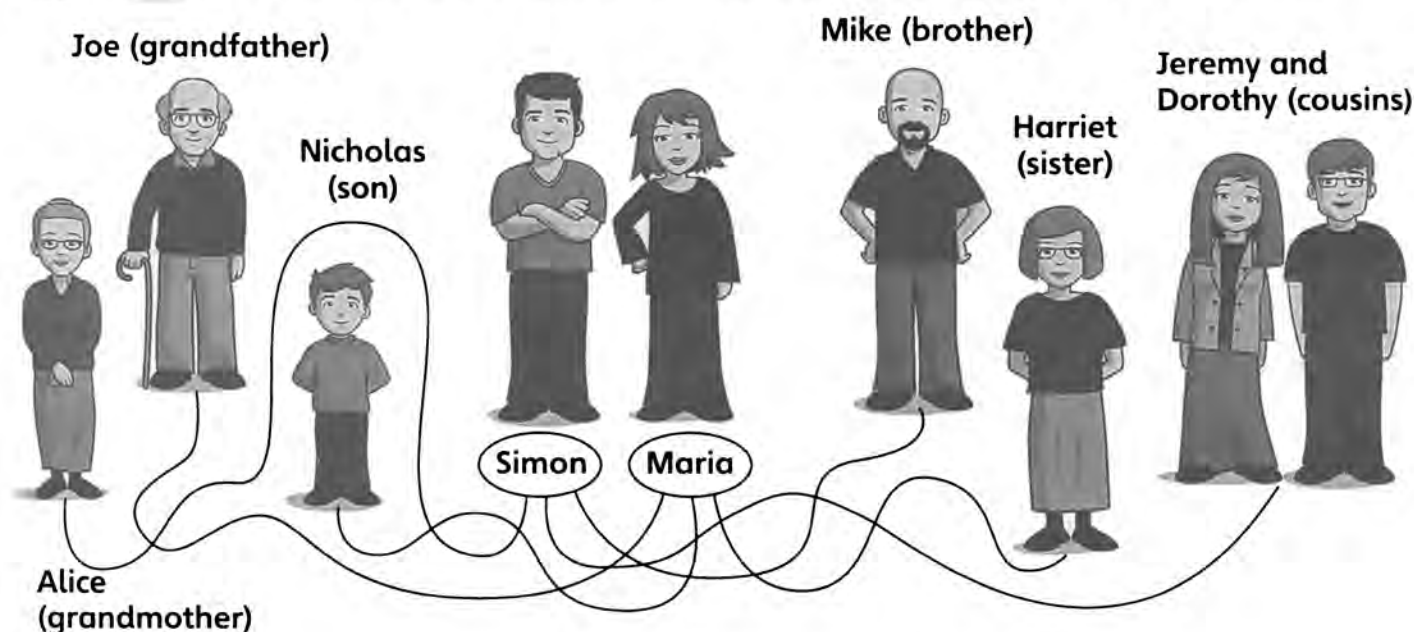
CD 1  
09

## 1 Listen and write the words.

son daughter grandmother ~~grandfather~~  
grandparents aunt uncle parents

- 1 Matthew is Simon's grandfather.
- 2 Oliver is Simon's \_\_\_\_\_.
- 3 June and Dave are Simon's \_\_\_\_\_.
- 4 Gina is Simon's \_\_\_\_\_.
- 5 Linda is Maria's \_\_\_\_\_.
- 6 Dawn is Maria's \_\_\_\_\_.
- 7 Claudia and John are Maria's \_\_\_\_\_.
- 8 Thomas is Maria's \_\_\_\_\_.

## 2 Think! Follow the lines and write sentences about Simon and Maria.



Simon

He's Alice's grandson.

Maria

She's Nicholas's mother.

## 3 Look at Activity 2. Write about a person in your family.

---



---



---



**1 Remember the story. Complete the sentences.**

get the book back   ~~in a castle~~   helps the children   can see  
take the book   has got an idea   in a secret room

- 1 Lucy and Ben are in a castle .
- 2 They find the book \_\_\_\_\_ .
- 3 Horax and Zelda \_\_\_\_\_ them.
- 4 They \_\_\_\_\_ away from the children.
- 5 Lucy \_\_\_\_\_ .
- 6 The children \_\_\_\_\_ .
- 7 Buster \_\_\_\_\_ and stops Horax and Zelda.

**2 Think! Look at the pictures from the story. Read, think and circle.**



How does Lucy feel when she says 'It looks really old!'?

**excited / bored**



How does Horax feel when he says 'You're good at finding things that I want!'?

**happy / sad**



In picture 5, do Ben and Lucy know where the book is?

**yes / no**



Why does Horax say 'Go away, silly dog!' in picture 7?

**He likes / doesn't like Buster.**



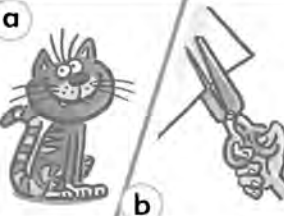


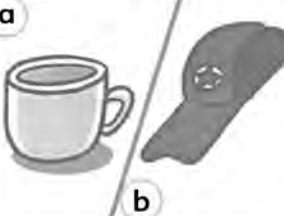
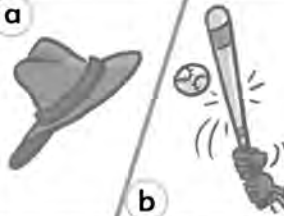
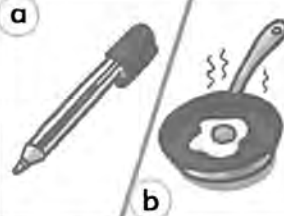
**1 Think!** Which one is different in each group? Read, think and circle

- |          |              |                   |             |
|----------|--------------|-------------------|-------------|
| 1 seven  | twenty-three | <u>forty-four</u> | fifty-five  |
| 2 twenty | fifty        | fifteen           | eighty      |
| 3 puzzle | riding       | swimming          | climbing    |
| 4 Ben    | Buster       | Horax             | Lucy        |
| 5 son    | aunt         | uncle             | grandfather |

**2** Colour the bricks to make sentences. Write in the missing words.

1	I'm not	at playing	riding a bike.
2	Are you _____	at _____	French.
3	She	good <u>at</u> _____	puzzles?
4	He's not good	is good	the piano?
5	Is he	good at _____	_____ singing.

**3** Look and write *a, e, i, o* or *u*.

 <b>a</b> p <u>e</u> ts <b>b</b> p <u>a</u> ts	 <b>a</b> b <u>u</u> n <b>b</b> B <u>u</u> n	 <b>a</b> c <u>a</u> t <b>b</b> c <u>u</u> t	 <b>a</b> b <u>e</u> d <b>b</b> b <u>e</u> d
 <b>a</b> m <u>a</u> n <b>b</b> m <u>u</u> n	 <b>a</b> c <u>a</u> p <b>b</b> c <u>u</u> p	 <b>a</b> h <u>a</u> t <b>b</b> h <u>u</u> t	 <b>a</b> p <u>e</u> n <b>b</b> p <u>u</u> n

**4** Listen, say and check your answers.
























1

# Our school

1

**Think!** Read, think and write the days.

Monday	Tuesday	Wednesday	Thursday	Friday
$2 \times 4 = 8$ $3 \times 4 = 12$		$2 \times 4 = 8$ $3 \times 4 = 12$		
			$2 \times 4 = 8$ $3 \times 4 = 12$	
				$2 \times 4 = 8$ $3 \times 4 = 12$
LUNCH				
				
				

1

This is what I've got today. Maths, English and P.E. before lunch. I.T. and History after lunch. Today is Wednesday.



2

This is what I've got today. English, History and Maths before lunch. Music and Science after lunch. Today is \_\_\_\_\_.



3

This is what I've got today. Maths, English and Geography before lunch. History and P.E. after lunch. Today is \_\_\_\_\_.



2

**Look at Activity 1 and write dialogues. Use *before* and *after*.**

When do you have English?

On Mondays. After Maths.

When do you have P.E.?

On Wednesdays. Before lunch.

**1 Find and write the sentences.**

Tim



ilikeenglishimgoodatit

ilovesingingmusicismyfavouritesubject

ireallydontlikerrunningimnotgoodatit

1 I like English. I'm good at it.

2

3

Anna



ireallydontlikemathsitsboring

ilikegeographymygeographyteacherisverynice

ilovehistoryilovelearningaboutthepast

4

5

6

**2 Follow the lines and write.**

Jim



Clare



1 Jim doesn't like playing football.

2

3

4

5

**1 Remember the song. Read and write the words.**

everyone lots of fun secret School School is great tell

Let me tell you a <sup>(1)</sup> secret ,

<sup>(2)</sup> \_\_\_\_\_ is great.

School's for <sup>(3)</sup> \_\_\_\_\_ .

Don't <sup>(4)</sup> \_\_\_\_\_ anybody that

<sup>(5)</sup> \_\_\_\_\_ .

And it's <sup>(6)</sup> \_\_\_\_\_ .

**2 Read Anna and Tim's new verses. Write the words.**

learning ~~reading~~ great working writing late day teachers

I love <sup>(1)</sup> reading books in English.

I'm good at <sup>(2)</sup> \_\_\_\_\_ stories, hey!

I love <sup>(3)</sup> \_\_\_\_\_ about lots of things.

We learn at school all <sup>(4)</sup> \_\_\_\_\_ .



I love <sup>(5)</sup> \_\_\_\_\_ on computers.

I think I.T.'s just <sup>(6)</sup> \_\_\_\_\_ !

I really like my <sup>(7)</sup> \_\_\_\_\_ .

That's why I'm never <sup>(8)</sup> \_\_\_\_\_ !

**3 Complete the school subjects. Then draw lines.**

a



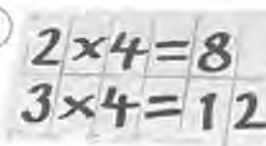
b



c



d



e



f



1 E n g l \_ \_ s h

2 H \_ \_ s t \_ \_ r y

3 M \_ \_ t h s

4 S c \_ \_ \_ n c \_ \_

5 G \_ \_ \_ g r \_ \_ p h y

6 M \_ \_ s \_ \_ c



# Super Minds

## Workbook 3

### Are you ready to become one of the Super Minds?

This exciting seven-level course, from a highly experienced author team, enhances your students' thinking skills, improving their memory along with their English.

- S** Develop language with creative activities including role play and project work
- S** Explore social values with lively stories
- S** Encourage cross-curricular thinking with fascinating 'English for school' sections

This workbook features a page of activities to accompany each page of the Student's Book.

FREE extra resources can be downloaded from  
[www.cambridge.org/elt/superminds](http://www.cambridge.org/elt/superminds)

Super Minds Level	CEF Level	Cambridge ESOL exams
Level 6	A2-B1	Towards Preliminary
Level 5	A2	Flyers/Key
Level 4	A1	Movers
Level 3		
Level 2		Starters
Level 1		
Starter		

### Level 3

Student's Book with DVD-ROM  
Workbook  
Teacher's Book  
Teacher's Resource Book  
with Audio CDs

Class Audio CDs  
Classware and  
Interactive DVD-ROM

Other resources you can use:



ISBN 978 0 521 13714 0



ISBN 978 0 521 74828 5



ISBN 978 0 521 17583 8



**CAMBRIDGE**  
UNIVERSITY PRESS  
[www.cambridge.org](http://www.cambridge.org)

ISBN 978-0-521-22169-6



9 780521 221696 >